

VICKERS HARDNESS TESTER

FV Series

FV-110/ FV-310/ FV-810



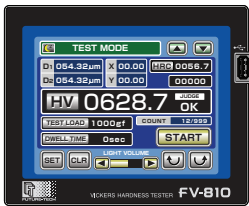
FV Series

FV-110, FV-310, FV-810


Lab-friendly functions make FV Series Vickers Hardness Testers ideal for materials labs.

FV-810 Series make precise Vickers (HV) / Knoop (HK) / Brinell (HBS & HBW) Fracture Toughness (Kc) measurements quick and easy.

— One touch selection on touch panel —



〈FV-810 Series〉



〈FV-110 Series〉



〈FV-310 Series〉



Features

■ ADVANCED TOUCH PANEL OPERATION AND DISPLAY

Color LCD touch panel/display coordinated with highly integrated PC board. Measuring procedures, conditions and data are displayed clearly. (FV-810 Series)

■ BRINELL TESTING

Accurate light load Brinell Testing is available as a standard function. Required optional item "Ball Indenter $\phi 1 \sim 5\text{mm}$ ". (FV-810 Series)

■ FRACTURE TOUGHNESS TESTING, Kc

Kc value can be measured as a standard function according to JIS R1607/ IF Method. Together with the value of Micro Vickers and Knoop, it is very effective to evaluate the quality of new material. (FV-810 Series)

■ CLEAR VIEW AND EASY MEASURING

The changeable aperture diaphragm and field aperture with a newly developed light source mechanism provides more resolution at both high and low magnifications. Easy to change color filter provides more resolution. (All Series)

■ A VARIETY OF SELECTABLE LOADS

Type of test load is selectable. You can select from an abundance of loads and have own load combination. (FV-810 Series)

■ X-Y COORDINATE DISPLAY

Stage coordinate is indicated on the display in a link operation with the digital microhead (option). (FV-810 Series)

■ 4 OBJECT LENSES (OPTIONAL)

The new turret mechanism enables to observe wide area of specimen area with up to 4 object lenses. Various magnifications easily available by rotating the correct objective into position. Placement of an indentation and its reading is more accurate and repeatable by choice of proper objective. (FV-810 Series)

■ 2 INDENTERS FOR HV/HK MEASUREMENTS (OPTIONAL)

The new turret mechanism enables to adapt 2 indenters simultaneously. It allows Vickers and Knoop tests without replacing the indenter. (FV-810 Series)

■ USB PORT OUTPUT

■ EQUIPPED WITH THE CYLINDRICAL/SPHERICAL OFFSET FUNCTION AND THE SPECIMEN THICKNESS CALCULATION FUNCTION.

■ HARDENED LAYER DEPTH CALCULATION FUNCTION

The hardened layer depth can be automatically calculated by a simple operation. (FV-810 Series)

SPECIFICATIONS

M O D E L		FV-110e	FV-110	FV-310e		FV-310		FV-810e		FV-810
TEST LOAD	TYPE A	N :	9.807	19.61	29.42	49.03	98.07	196.1	294.2	490.3
		kgf :	1	2	3	5	10	20	30	50
	TYPE B	N :	2.942	4.903	9.807	29.42	49.03	98.07	196.1	294.2
		kgf :	0.3	0.5	1	3	5	10	20	30
LOADING MECHANISM		Automatic Load and Release Method								
LOAD APPLYING SPEED		Initial loading speed : 120 μ m / sec Actual loading speed : 60 μ m / sec (Automatic speed changing)								
DWELL TIME		5 ~ 40 sec			5 ~ 99 sec					
TURRET MECHANISM		Manual	Automatic		Manual		Automatic		Manual	Automatic
DIAMOND INDENTER	Standard	Vickers Indenter (HV)								
	Option	—							Knoop Indenter (HK) / Two Indenters (HV + HK) are available on the special Dual Indenter Turret simultaneously	
OBJECT LENS	Standard	Type A : X10 / Type B : X10 & X 20								
	Option	Max. 3 Lenses							Max. 4 Lenses	
EYEPIECE		X10								
MEASURING MICROSCOPE	Type	Mechanical			Electronic					
	Max. measurement length	800 μ m (In case of X 100) / 400 μ m (In case of X 200)								
	Min. Graduation	Micrometer : 0.5 μ m			Digital : 0.1 μ m (In case of X 100 & X 200) / 0.01 μ m (In case of over X 400)					
	Min. measurement unit	Eye judgment : 0.1 μ m			Digital : 0.1 μ m (In case of X 100 & X 200) / 0.01 μ m (In case of over X 400)					
MAX. HEIGHT OF SPECIMEN		210mm								
MAX. DEPTH OF SPECIMEN		165mm								
AVAILABLE TEST PARAMETER		HV / HK							HV / HK / HBS / HBW / Kc	
BRINELL HARDNESS TEST		—							HBS & HBW available Option : Ball indenter & Light load	
FRACTURE TOUGHNESS TEST (Kc)		—							Conform to JIS R1607 / IF Method	
HARDNESS CONVERSION		—							Conform to SAE (J-417b) & ASTM (E-140)	
DATA MEMORY		—							Max. 999 Data	
OPERATION PANEL SHEET SW for Type 110 / 310 & TOUCH PANEL SW for Type 810		START/ LIGHT UP-DOWN/ TURRET ROTATION (for Auto-Turret Type)			START/ RESET / DWELL TIME/ LIGHT UP-DOWN/ TURRET ROTATION (for Auto-Turret Type)			START/ RESET/ DWELL TIME / LIGHT UP-DOWN/ TEST LOAD / CONVERSION SCALE/ TURRET ROTATION (for Auto-Turret Type) / CLEAR		
DATA DISPLAY LED for Type 110 / 310 & LCD for Type 810		POWER / LOADING (Pilot Lamp)			D1/ D2 / HV-HK/ HARDNESS VALUE / LOADING / OK-NG CRITERIA			D1/D2 /HV-HK / HARDNESS VALUE / CONVERSION DATA / OK-NG CRITERIA/ START (Blinking for Loading)/ TEST TIMES/etc.		
DATA OUTPUT & PRINT OUT		—			RS232C (HV-HK/ HARDNESS VALUE/ OK-NG) USB (D1/ D2 / HV-HK / HARDNESS VALUE/ TEST LOAD/ OK-NG)			RS232C / USB (D1/D2/HV-HK/ HARDNESS VALUE / TEST LOAD / OK-NG/CONVERSION SCALE / CONVERSION DATA / STATISTIC DATA / etc.)		
OK / NG CRITERIA		—			Limit setting and HI/ OK/ LO Display					
SELF DIAGNOSIS		—							Display troubles with motors and switches	
LIGHT SOURCE		LED								
OPTICAL FUNCTION		Aperture diaphragm/ Field aperture / Color filter : Replaceable								
ACCURACY		Conform to JIS B-7725, ASTM E-92 and ISO 6507-2								
PHOTOGRAPHIC DEVICE		Capable to mount at anytime on top of the machine (Camera/ Attachment : Option)								
DIMENSIONS		W215 x D517 x H690mm								
WEIGHT		Approx. 55 kg (Including Standard Accessories)								
POWER SUPPLY		Japan : Single phase AC100V 50/ 60Hz Overseas : Single phase AC100 ~ 240V 50/ 60Hz (Should be specified before shipment)								

STANDARD ACCESSORIES

CODE NO.	ITEM		FV-110e	FV-110	FV-310e	FV-310	FV-810e	FV-810
V - 0 3 9	STANDARD TEST BLOCK (HV 800)		1	1	1	1	1	1
V - 0 1 3	DIAMOND INDENTER	FOR HV (BUILT- IN)	1	1	1	1	1	1
V - 0 4 3	MEASURING MICROSCOPE (WITH X 10 EYEPIECE)	MECHANICAL TYPE	1	1	—	—	—	—
V - 0 4 4		ELECTRONIC TYPE	—	—	1	1	1	1
V - 0 1 8	OBJECT LENS (BUILT- IN)	X 10 TYPE A & B	1	1	1	1	1	1
V - 0 1 7		X 20 TYPE A	—	—	—	—	—	—
		X 20 TYPE B	1	1	1	1	1	1
V - 0 3 7	ANVIL	φ 60 mm FLAT	1	1	1	1	1	1
V - 0 3 5		V-SHAPE (LARGE)	1	1	1	1	1	1
V - 0 3 6		V-SHAPE (SMALL)	1	1	1	1	1	1
V - 0 5 3	LEVEL ADJUSTING LEG		4	4	4	4	4	4
V - 0 5 4	INDENTER COVER (BUILT-IN FOR TESTING)		1	1	1	1	1	1
V - 0 8 0	INDENTER SHAFT FIXTURE (FOR TRANSPORTATION)		1	1	1	1	1	1
V - 0 5 2	POWER CORD		1	1	1	1	1	1
	AUXILIARY TOOLS (SCREW DRIVER : 1pc / SPANNER : 1pc / L TYPE WRENCH : 5 pcs)		1	1	1	1	1	1
V - 0 4 1	HARDNESS CALCULATION TABLE FOR HV		1	1	—	—	—	—
V - 0 5 6	MACHINE COVER		1	1	1	1	1	1
	HARDNESS CONVERSION TABLE		1	1	1	1	—	—
	INSTRUCTION & MAINTENANCE MANUAL		1	1	1	1	1	1
V - 0 5 7	ACCESSORY BOX		1	1	1	1	1	1
	WEIGHT SET FOR TEST LOAD		1	1	1	1	1	1



(FV-310)
Digital Vickers Hardness Tester



(FV-110)
Analog Vickers Hardness Tester



FUTURE-TECH CORP.

<http://www.ft-hardness.com>

HEAD OFFICE

TALKPIER KAWASAKI BLDG., NO. 5-1, 3-CHOME, FUJISAKI,
KAWASAKI-KU, KAWASAKI, KANAGAWA, 210-0804 JAPAN
TEL. +81-44-270-5789 TEL. +81-44-266-6779
E-mail: info@ft-hardness.com

EUROPEAN REPRESENTATIVE OFFICE:

VIA MATTEOTTI 23/E, 20090 ASSAGO(MILAN),ITALY
TEL/FAX: +39-02-91669470 MOBILE. +39-335-1803592
E-mail: cantoni.fte@gmail.com

FUTURE-TECH (ASIA) CO., LTD. :

777/11 MOO 9, BANGPLA, BANGPLEE,
SAMUTPRAKARN 10540, THAILAND
TEL: +66-2-136-6281 FAX. +66-6-136-6282
E-mail: siripong@ft-hardness.com



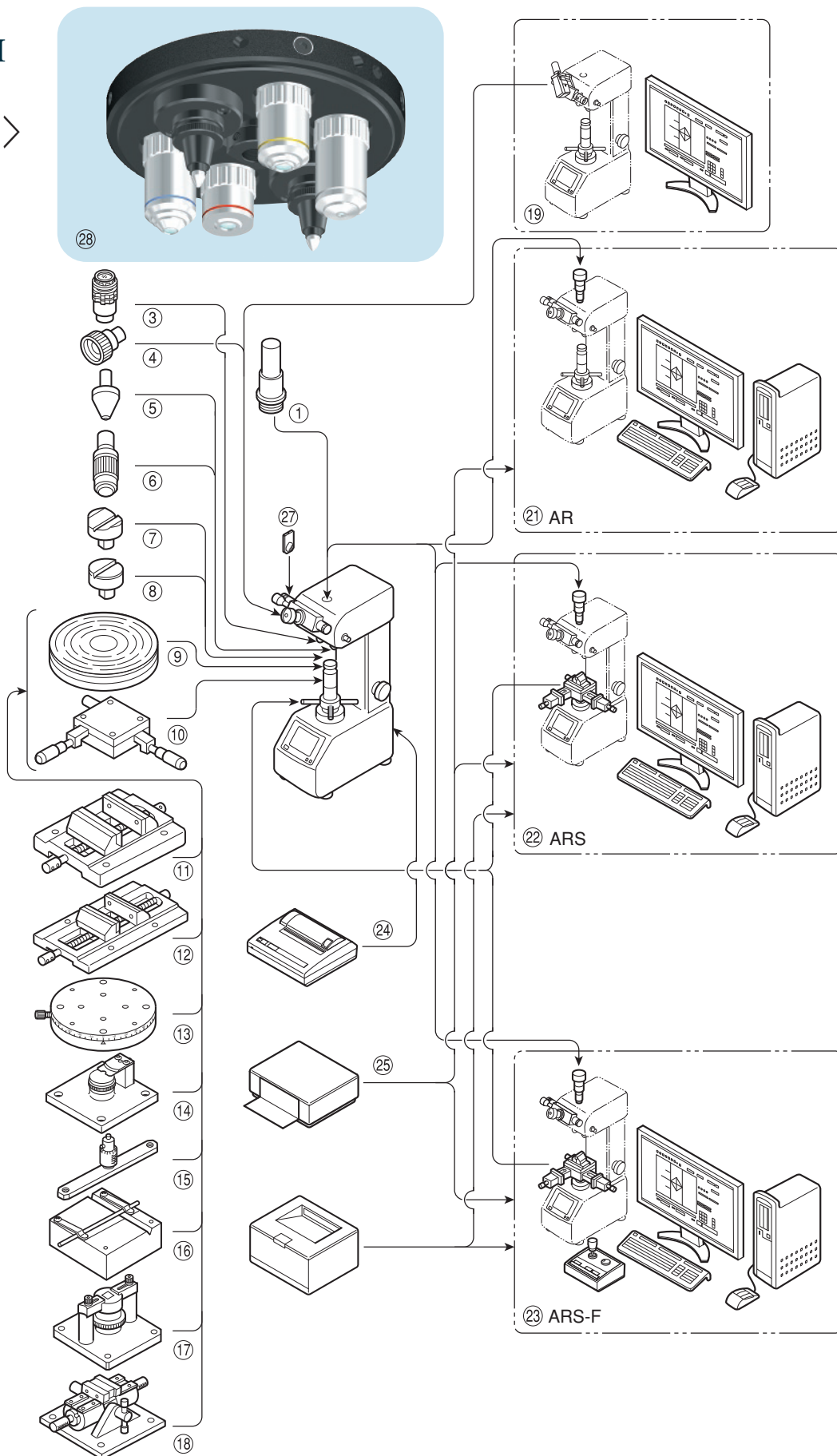
We are based on JIS Q 17025 (ISO/IEC 17025) as
accredited standards, and accredited by JCSSL who
manages the recognition scheme according to ISO/IEC
17011. JA Japan (accreditation organization who has
managed JCSSL) who is signatory to the Mutual
Recognition Arrangement (MRA) of International
Laboratory Accreditation Cooperation (ILAC) and Asia
Pacific Laboratory Accreditation Cooperation (APLAC).
We are accredited as MRA Calibration Laboratory of JCSSL.
Our accreditation number is JCSSL 0228.



FV Series

SYSTEM CHART

< OPTIONAL COMPONENTS >



OPTIONAL ACCESSORIES

CODE No.	ITEM		DESCRIPTION							
V - 0 1 4	KNOOP INDENTER ⑤		Rhombic diamond indenter for Knoop hardness							
V - 0 4 1	HARDNESS CALCULATION TABLE	FOR HV	5gf ∼ 50kgf (This is standard accessory for FV-110/FV-110e.)							
V - 0 4 2		FOR HK	5gf ∼ 50kgf							
V - 0 6 1	OBJECT LENS ③		×50							
V - 0 1 6			×40							
V - 0 1 7			×20 (Standard accessory for TYPE B.)							
V - 0 1 9			×5							
V - 0 2 2	COLOR FILTER ②7		φ 20mm: Yellow & Blue “(Green” is standard accessory.)							
V - 0 2 3	COLOR TEMPERATURE CONVERSION FILTER		For the color monitor measuring device							
V - 0 2 4	NUMERICAL APERTURE		φ 1 ∼ 6 mm each selectable (6 kinds)							
V - 0 2 5	FIELD APERTURE		φ 1 ∼ 7 mm each selectable (7 kinds)							
V - 0 5 5	CAMERA MOUNTING TUBE ①		For adapting photographic camera & CMOS camera							
V - 0 0 9	MONITOR MEASURING DEVICE ⑱		Color CMOS camera + 23" LCD + L-type attachment + Image saving function (with 4 GB USB memory)							
V - 0 0 3	AUTOMATIC READING SYSTEM (AR) ⑳ <u>Automatically measures indentation</u>		Indentation measurement is automated Light-and-dark image processing protects this system against the influence of metals or damage. Automatic measurement can be done with high accurate repeatability exceeding any skilled technician. System configuration : 1.3M CMOS camera, camera attachment, personal computer, 23" LCD, connecting cable and exclusive control/data processing software. Minimum unit : 0.1 μm Measurement method : Shading image processing method Measurement scale : HV,HK Repeat accuracy : ±0.5% / HV500 500gf							
V - 0 0 1	AUTOMATIC X-Y STAGE & CONTROL UNIT (ARS) ㉒ <u>Automatically measures indentation</u> <u>Automate stage control</u>		Indentation measurement is automated / Stage control is automated Reduced reading errors by operators and greatly reduced work time. System configuration : 1.3M CMOS camera, camera attachment, automatic X-Y stage, control box, personal computer, 23" LCD, connecting cable and exclusive control/data processing software. Minimum unit : 0.1 μm Measurement scale : HV,HK Measurement method : Shading image processing method Repeat accuracy : ±0.5% / HV500 500gf Stage dimensions : 110mm×110mm Stage movement : X50mm×Y50mm							
V - 2 0 2 A	AUTOMATIC MEASURING SYSTEM WITH AUTO-READ & STAGE & FOCUS (ARS-F) ㉓ <u>Automatic focus,</u> <u>automatic indentation measurement,</u> <u>automatic stage</u>		Fully automatic system All processes of indentation formation, focus adjustment and indentation measurement after the sample setting are performed unattended. System configuration : 1.3M CMOS camera, camera attachment, automatic X-Y stage, control box, personal computer, 23" LCD, connecting cable, joystick controller, sample contact prevention safety mechanism, and exclusive control/data processing software. Minimum unit : 0.1 μm Measurement scale : HV,HK Measurement method : Shading image processing method Repeat accuracy : ±0.5% / HV500 500gf Stage dimensions : 110mm×110mm Stage movement : X50mm×Y50mm							
V - 0 3 8	ROUND TABLE ⑨		φ 200mm							
V - 0 2 6	MANUAL X-Y STAGE ⑩		Max. movement : 50 x 50 mm Min. micro inching : 1 / 100 mm Dimensions : 110 x 110 mm							
V - 0 2 7	PRECISION VISE		⑪ Max. opening : 50mm							
V - 0 2 8			⑫ Max. opening : 100mm							
V - 0 2 9	ROTARY TABLE ⑬		Graduation of rotary angle : 5 degree Table diameter : φ 128mm (Use by attaching to X-Y stage)							
V - 0 3 0	THIN SPECIMEN MEASURING DEVICE ⑭		Specimen thickness : 5 mm max.							
V - 0 3 1	FINE SPECIMEN MEASURING DEVICE	VERTICAL TYPE ⑮	Specimen diameter : φ 5mm max. (For measuring the cross section)							
V - 0 3 2		HORIZONTAL TYPE ⑯	Specimen diameter : φ 5mm max. (For measuring the cylindrical surface)							
V - 0 3 3	SPECIMEN INCLINING DEVICE ⑰		Specimen height : 5 ∼ 20mm (For mounted specimen)							
V - 0 3 4	UNIVERSAL INCLINING VISE ⑱		Inclining device + Vise Max. opening : 45mm							
V - 0 3 5	ANVIL	V-SHAPE (LARGE) ㉑	Specimen diameter : φ 13 ∼ φ 40mm (For measuring the cylindrical surface)							
V - 0 3 6		V-SHAPE (SMALL) ⑧	Specimen diameter : φ 2 ∼ φ 6mm (For measuring the cylindrical surface)							
V - 0 0 4	DIGITAL PRINTER ㉔		⑫ RS232C type or CENTRONICS type (For Hardness Tester)							
			⑮ Ink-jet type (A4 size) (For automatic system)							
V - 0 6 3 ∼ V - 0 6 6	BRINELL HARDNESS TEST	TUNGSTEN CARBIDE BALL INDENTER ⑥	φ 1, 2.5, 5mm							
V - 0 6 7 ∼		TEST WEIGHT	N 12.26 24.52 39.23 61.29 76.61 153.2 245.2 kgf 1.25 2.5 4 6.25 7.8125 15.625 25							
V - 0 7 8			(For FV-810 Series)	N 306.5 392.3 612.9 980.7 1226 kgf 31.25 40 62.5 100 125						
V - 0 5 8	MECHANICAL PARTS FOR ADDITIONAL OBJECT LENS		Turret internal parts for installing the second, third and fourth object lenses. The second object lens of TYPE B is supplied as standard accessory.							
V - 0 7 9	DUAL INDENTER TURRET (For FV-810 Series) ㉕		Used when installing two HV/HK indenters at the same time. (Please specify it when ordering the product.)							